

# Natural Cotton Shroud



Fabric Shroud

SKU: PI-BSHL

Product Categories: [Caskets](#), [Natural Burial](#)

Product Page: <https://www.cherokeespecialtycaskets.com/shop/caskets/cotton-shroud-2/>

## Product Summary

Passages shrouds are suitable for burial or cremation and are 100% biodegradable. They can be used in a number of ways:

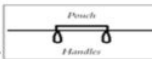
1. As an eco-friendly and unique alternative to clothing for use in a Wicker casket or Willow Carrier. To simplify the movement and transport of a shrouded body, we recommend using our Willow Carrier with all shrouded burials or cremations.
2. The shroud can also be used on its own. A sewn-in pouch allows a rigid board to be inserted under the shroud to provide support for the body if a casket or willow carrier is not being used.

## Product Gallery

### Shrouding the Body

1. Unfold shroud on a clean dressing table. Make sure that the surroundings are clean as the shroud may drape to the floor.

2. Flip shroud over so that the pouch is facing up and the handles are facing the floor. If the shroud is being placed into a casket or onto a Willow Carrier, skip ahead to Step 4.



3. If using a board, insert the tapered end into the pouch first and slide board into desired location.



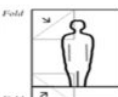
4. Place body on the shroud. If using a board, center the body on the board. In order to correctly support the weight, the board should be positioned between the back of the ankle and the top of the neck.



5. Fold shroud over feet to wrap the feet.



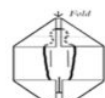
6. Cover the body by starting on one side and diagonally folding corner from foot to the opposite shoulder, and from shoulder to the opposite foot.



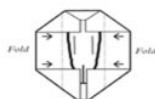
7. Repeat Step 6 on the opposite side of the body.



8. Fold the end over the face.



9. Fold over the sides.



10. Gently, but securely, fasten the ties in a bow.



11. Decorate shroud if you wish.

12. To move the shroud, LIFT by the handles, do NOT drag. This will cause the fabric to tear.



13. To transport the shrouded body in a vehicle, it is recommended to use a gurney or stretcher.



**Willow Tray**